





# TOMOHI GASKET KIT

Japanese Products

Tel: +81-90-1784-8485



**MADE IN JAPAN**

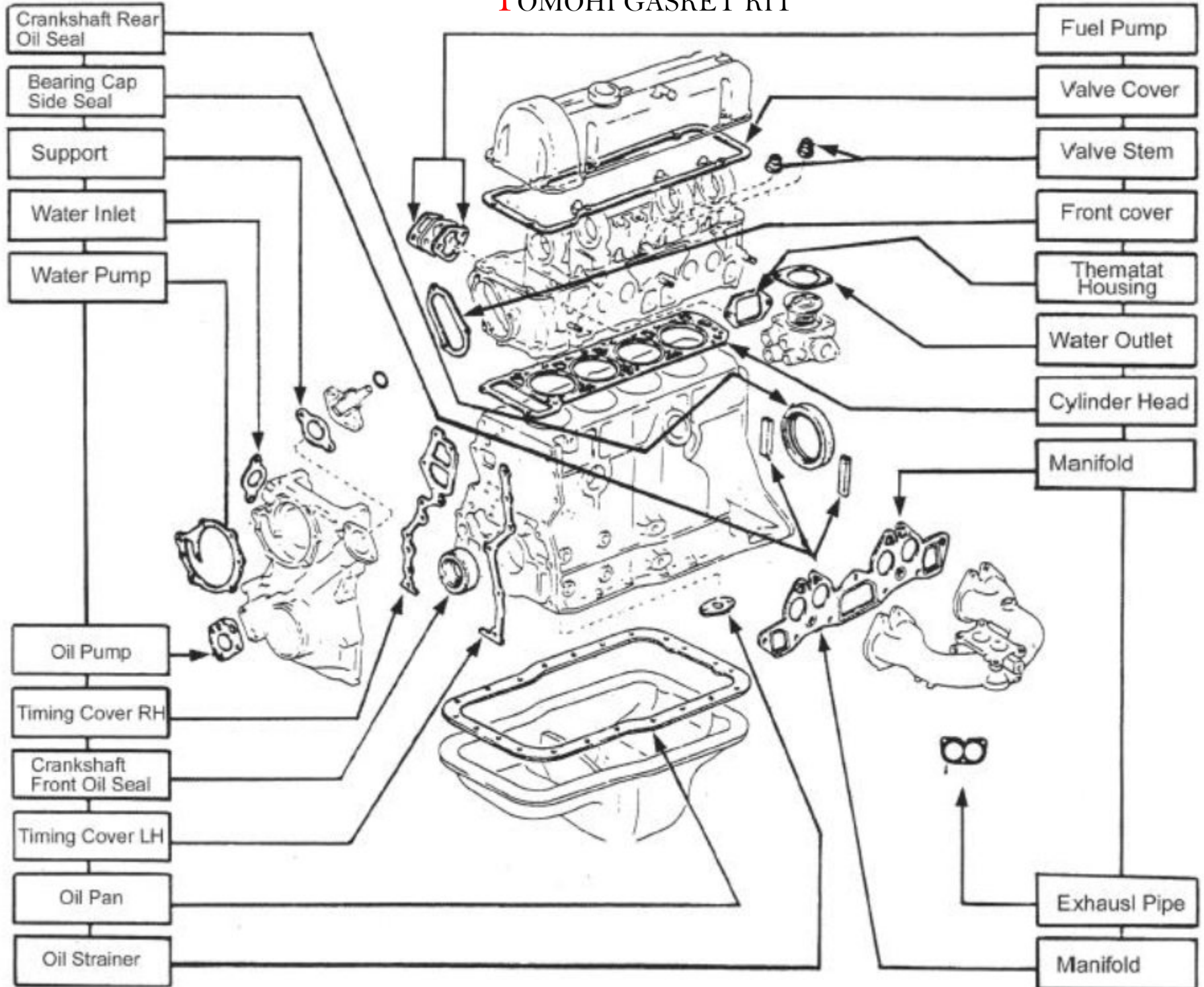
[www.tomohi.jp](http://www.tomohi.jp) - [info@tomohi.jp](mailto:info@tomohi.jp)

# TOMOHI GASKET KIT



# GASKETS USED IN AN AUTOMOBILE ENGINE
























TOMOHI GASKET KIT































































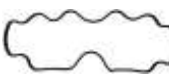






No	Engine	Car Name / Year / Model	Full Set	Head Set	Cyl. Head
1	EK23	SUBARU VAN 600 REX 550 K24 1977.9 544cc	<b>SWF25010</b> 48033-5500 48033-8700 49712-3051	<b>SWH25010</b>	<b>SWG2501</b> (NK) 41230-5400 41230-5500 11044-KA030 
2	EN07C	VIVIO CARB MODEL 700 SOHC 8V 1993- 658cc	<b>SWF25250</b> 10105-KA110	<b>SWH25250</b>	<b>SWG2525</b> (NK) 11044-KA211 
3	EN07E	VIVIO 700 SOHC 1998- 658cc	<b>SWF25180</b> 10105-KA221	<b>SWH25180</b>	<b>SWG2518</b> (G) 11044-KA221 
4	EF10	JUSTY 1000 KA5 KA6 1984- 997cc	<b>SWF25030</b> 49712-3058 49712-3068	<b>SWH25030</b> 49712-3058K	<b>SWG2503</b> (NK) 11044-KA090 41230-6201 41230-6202 
5	EF10	JUSTY 1000 KA5 KA6 1984- 997cc	<b>SWF25031</b> 49712-3005 49712-3032	<b>SWH25031</b> 49712-3005K	<b>SWG2503</b> (NK) 11044-KA090 41230-6201 41230-6202 
6	EF10	DOMINGO 1000 KJ8 1986- 997cc	<b>SWF25040</b> 49712-3022	<b>SWH25040</b> 49712-3022K	<b>SWG2504</b> (NK) 41230-6102 41230-6112 

Valve Cover	Valve Seal	Manifold IN	Manifold EX	Exhaust Pipe	Oil Pan	Oil Seals
<b>SWV2501</b> 41260-5410 	<b>SWS25002(4)</b> 13207-KA001	<b>SWI2501</b> 42211-5400 	<b>SWE2501</b> 52221-1000 		<b>SWP2501</b> 80673-0020 	<b>SWR25001</b> 57*77*10 <b>SWO25001(2)</b> 30*46*8 <b>SWOS25001</b> 23*40*7
<b>SWV2518</b> 	<b>SWS25015(8)</b>	<b>SWI2525</b> 	<b>SWE2518</b> 			<b>SWR25002</b> 68*84*8.5 <b>SWO25004</b> 38*50*7 <b>SWOS25007</b> 31*41*6
<b>SWV2518</b> 	<b>SWS25015(8)</b>	<b>SWI2518</b> 	<b>SWE2518</b> 			<b>SWR25002</b> 68*84*8.5 <b>SWO25004</b> 38*50*7 <b>SWOS25007</b> 31*41*6
<b>SWV2503</b> 13294-KA061 	<b>SWS25001(6)</b>	<b>SWI2503A</b> 42211-6000 	<b>SWE2503</b> 14038-KA001 		<b>SWP2503</b> 41160-5600 	<b>SWR25002/7003</b> 68*84*8.5 60*77*10 <b>SWO25001</b> 30*46*8 <b>SWOS25001/7002</b> 23*40*7 38.5*53*8
<b>SWV2503</b> 	<b>SWS25001(6)</b>	<b>SWI2503B</b> 	<b>SWE2503</b> 	<b>SWX25009(2)</b> 	<b>SWP2503</b> 	<b>SWR25002/7003</b> 68*84*8.5 60*77*10 <b>SWO25001</b> 30*46*8 <b>SWOS25001/7002</b> 23*40*7 38.5*53*8
<b>SWV2503</b> 	<b>SWS25001(6)</b>	<b>SWI2503A</b> 	<b>SWE2503</b> 		<b>SWP2504</b> 41160-5500 	<b>SWR25002</b> 68*84*8.5 <b>SWO25001</b> 30*46*8 <b>SWOS25001</b> 23*40*7 <b>SWOS25011</b> 40*53*8

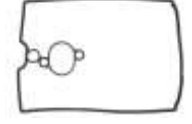
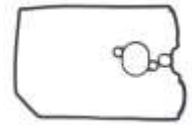























No	Engine	Car Name / Year / Model	Full Set	Head Set	Cyl. Head
7	EF12	JUSTY 1200 K7 K8 9V 1985- 1189cc	<b>SWF25050</b> 49712-3033 49712-3013	<b>SWH25050</b> 49712-3033K	<b>SWG2505</b> (NK) 11044-KA010 11044-KA011 
8	EA63	LEONE 1400 A22 A62 1973-76 1361cc	<b>SWF25060</b> 38033-0500 38250-4601 38250-4603	<b>SWH25060</b> 38033-0500K	<b>SWG2506(2)</b> (NK) 31230-0112 /31230-0121 31230-0131 
9	EJ15E <b>NEW</b>	IMPREZA 1500 DOHC 16V 2005- 1497cc	<b>SWF25280</b> 10105-AB040	<b>SWH25280</b>	<b>SWG2528(2)</b> (S) 11044-AA700 
10	EA71	LEONE 1600 1975-76 1595cc	<b>SWF25070</b> 38250-8103	<b>SWH25070</b> 38250-8103K	<b>SWG2507(2)</b> (NK) 41230-7102 41230-7111 41230-7122 41230-7112 
11	EA71	THE NEW LEONE 1600 AF2 AB2 AM3 AM5 1979.5 1595cc	<b>SWF25071</b> 49712-3000	<b>SWH25071</b> 49712-3000K	<b>SWG2507(2)</b> (NK) 41230-7102 41230-7111 41230-7122 41230-7112 
12	EA81	THE NEW LEONE 1800 AB4 AB5 AF5 AM5 1979.5 1781cc	<b>SWF25080</b> 49712-3001	<b>SWH25080</b> 49712-3001K	<b>SWG2508(2)</b> (NK) 41230-7202 41230-7212 41230-7222 

Valve Cover	Valve Seal	Manifold IN	Manifold EX	Exhaust Pipe	Oil Pan	Oil Seals
<b>SWV2505</b> 13294-KA000 	<b>SWS25001(9)</b> 13207-KA001	<b>SWI2505</b> 14035-KA000 	<b>SWE2503</b> 		<b>SWP2503</b> 	<b>SWR25002/7003</b> 68*84*8.5 60*77*10 <b>SWO25001</b> 30*46*8 <b>SWOS25001/7002</b> 23*40*7 38.5*53*8
<b>SWV2506(2)</b> 81260-8600 	<b>SWS25002(8)</b> 13207-AA040	<b>SWI2506A(2)</b> 14035-AA150 	<b>SWE2506A(4)</b>  <b>SWF2506P(2)</b> 	<b>SWX25009(2)</b> 	<b>SWP2506</b> R1160-6100 	<b>SWR25004</b> 70*87*10 <b>SWOS25005</b> 38*55*9
<b>SWV2522</b> 	<b>SWS25008(8)</b> <b>SWS25009(8)</b>	<b>SWI2517(2)</b> 				<b>SWR25006</b> 86*103*10 <b>OS0010</b> 42*55*8 <b>SWOS25008</b> 32*55*8.5
<b>SWV2506(2)</b> 	<b>SWS25002(8)</b>	<b>SWI2506(2)</b> 	<b>SWE2507(2)</b> 64400-3200 	<b>SWX25010(2)</b> 	<b>SWP2506</b> 	<b>SWR25004</b> 70*87*10 <b>SWOS25005</b> 38*55*9
<b>SWV2506(2)</b> 	<b>SWS25002(8)</b>	<b>SWI2506(2)</b> 	<b>SWE2507(2)</b> 	<b>SWX25010(2)</b> 	<b>SWP2506</b> 	<b>SWR25004</b> 70*87*10 <b>SWOS25005</b> 38*55*9
<b>SWV2508(2)</b> 41260-7000 	<b>SWS25002(8)</b>	<b>SWI2506(2)</b> 	<b>SWE2507(2)</b> 	<b>SWX25010(2)</b> 	<b>SWP2508</b> 41160-7000 	<b>SWR25005</b> 76*93*10 <b>SWO25003</b> 38*59*9




























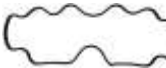


















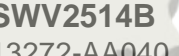






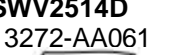







No	Engine	Car Name / Year / Model	Full Set	Head Set	Cyl. Head	Valve Cover	Valve Seal	Manifold IN	Manifold EX	Exhaust Pipe	Oil Pan	Oil Seals
13	EA82	LEONE ALCYONE 1800 AA7 AL7 AX4 AX7 1985- 1781cc	SWF25150 X1041-AA010	SWH25150	SWG2515(2) (G) 11044-AA011/12/13 	SWV2515A  SWV2515B 	SWS25004(4) 13207-KA001 SWS25005(4) 13211-KA001	SWI2515A(2)  SWI2515B(2) 	SWE2515A(2) 44022-GA260 	SWX25008(2) 	SWP2515 11121-AA000 	SWR25005 76*93*10 SWO25003 38*59*9 SWOS25005 38*55*9
14	EA82	LEONE 1800 AA7 AL7 1985- 1781cc	SWF25151 X1041-AA014	SWH25151	SWG2515(2) (G) 11044-AA011/12/13 	SWV2515A  SWV2515B 	SWS25004(4) SWS25005(4)	SWI2515A(2)  SWI2515B(2) 	SWE2515A(2) 	SWX25008(2) 	SWP2515 	SWR25005 76*93*10 SWO25003 38*59*9 SWOS25005 38*55*9
15	EA82	LEONE 1800 AA7 AL7B-AA4.5 1985- 1781cc	SWF25152 X1041-AA000	SWH25152	SWG2515(2) (G) 11044-AA011/12/13 	SWV2515A  SWV2515B 	SWS25004(4) SWS25005(4)	SWI2515A(2)  SWI2515B(2) 	SWE2515B(2) 44022-GA140 	SWX25008(2) 	SWP2515 11121-AA000 	SWR25005 76*93*10 SWO25003 38*59*9 SWOS25005 38*55*9 SWOS25006 18*30*7/9
16	EJ18	LEGACY 1800 BC BF 16V 1989- 1820cc	SWF25090 10105-AA030 10105-AA041	SWH25090	SWG2509(2) (G) 11044-AA101 11044-AA120 	SWV2509(2) 13294-AA012 	SWS25008(8) 13207-AA050 SWS25009(8) 13211-AA050	SWI2509(2) 14035-AA051 	SWE2510(2) 44022-AA020 			SWR25006 86*103*10 SWO25004 33*49*8 SWO25701(2) 32*45*8
17	EJ18E	IMPREZA 1600/1800 SOHC 16V 1996- 1597cc 1820cc	SWF25091 10105-AA180	SWH25091	SWG2509(2) (G) 11044-AA101 11044-AA120 	SWV2509(2) 13294-AA012 	SWS25008(8) SWS25009(8)	SWI2509(2) 14035-AA051 	SWE2510(2) 44022-AA020 			SWR25006 86*103*10 SWO25004 33*49*8 SWO25701(2) 32*45*8
18	EJ18E	LEGACY 1800 BC BF 16V 1999- 1820cc	SWF25160 10105-AA280	SWH25160	SWG2516(2) (S) 11044-AA572 	SWV2516(2) 13294-AA052 	SWS25008(8) 13207-AA050 SWS25009(8) 13211-AA050	SWI2516(2) 14035-AA382 	SWE2510(2) 			SWR25006 86*103*10 SWO25004 33*49*8 SWO25701(2) 32*45*8

No	Engine	Car Name / Year / Model	Full Set	Head Set	Cyl. Head
19	EJ20	LEGACY 2000 BC BF 16V 1989- 1994cc	SWF25110 10105-AA000 10105-AA002	SWH25110	SWG2511(2) (G) 11044-AA355 11044-AA080 
20	EJ20E	LEGACY 2000 BC BF 16V 1991- 1994cc	SWF25120 10105-AA070 10105-AA071	SWH25120	SWG2512(2) (G) 11044-AA364 
21	EJ20E	LEGACY 2000 BC BF 16V 1994- 1994cc	SWF25111 10105-AA120	SWH25111	SWG2511(2) (G) 11044-AA355 11044-AA080 
22	EJ20E J	LEGACY 2000 FORESTER BD BG SF SOHC 16V 1997- 1994cc	SWF25121 10105-AA190	SWH25121	SWG2512(2) (G) 11044-AA364 
23	EJ20	LEGACY 2000 E-BD5 SOHC 16V 1998- 1994cc	SWF25171 10105-AA290	SWH25171	SWG2517(2) (S) 11044-AA482 
24	EJ20T	LEGACY 2000 FORESTER EJ205 DOHC 16V TURBO 1998- 1994cc	SWF25170 10105-AA351	SWH25170	SWG2517(2) (S) 11044-AA482 






























Valve Cover	Valve Seal	Manifold IN	Manifold EX	Exhaust Pipe	Oil Pan	Oil Seals
SWV2511A 13270-AA050  SWV2511B 13272-AA050 	SWS25006(8) 13207-AA060 SWS25007(8) 13211-AA060	SWI2511(2) 14035-AA111 	SWE2510(2) 			SWR25006 86*103*10 SWO25004 33*49*8 SWO25701(4) 32*45*8
SWV2509(2) 13294-AA011 	SWS25008(8) SWS25009(8)	SWI2510(2) 14035-AA290 	SWE2510(2) 44022-AA020 			SWR25006 86*103*10 SWO25004 33*49*8 SWO25701(2) 32*45*8
SWV2514A  SWV2514B 	SWS25008(8) 13207-AA050 SWS25009(8) 13211-AA050	SWI2511(2) 14035-AA111 	SWE2510(2) 44022-AA020 			SWR25006 86*103*10 SWO25004 33*49*8 SWO25701(4) 32*45*8
SWV2509(2) 13294-AA011 	SWS25008(8) SWS25009(8)	SWI2510(2) 14035-AA290 SWI2512A(2) 14035-AA340 	SWE2510(2) 44022-AA020 			SWR25006 86*103*10 SWO25004 33*49*8 SWO25701(2) 32*45*8
SWV2516(2) 	SWS25008(8) SWS25009(8)	SWI2516(2) 	SWE2510(2) 			SWR25006 86*103*10 SWO25004 33*49*8 SWO25701(2) 32*45*8
SWV2517A 13270-AA161  SWV2517B 1 	SWS25008(8) 13207-AA050 SWS25009(8) 13211-AA050	SWI2517(2) 14035-AA120  SWI2516(2) 	SWE2510(2) 	SWX25002(2)  SWX25003(2)  SWX25004(2) 		SWR25006 86*103*10 SWO25004 33*49*8 SWOS25010(2) 42*55*8 SWOS25008 32*55*8.5



No	Engine	Car Name / Year / Model	Full Set	Head Set	Cyl. Head	Valve Cover	Valve Seal	Manifold IN	Manifold EX	Exhaust Pipe	Oil Pan	Oil Seals
25	* EJ20E	LEGACY 2000 BC BF 16V 1999- 1994cc	SWF25130 10105-AA230 + 10105-AA390	SWH25130	SWG2513(2) 11044-AA463 							
26	EJ20E	LEGACY 2000 BC BF 16V 2000- 1994cc	SWF25112 10105-AA380	SWH25112	SWG2511(2) 11044-AA355 11044-AA080 	SWV2511C  SWV2511D 	SWS25008(8) SWS25009(8)	SWI2511(2) 		SWX25002(2)  SWX25003(2)  SWX25004(2) 		SWR25006 86*103*10 SWO25004 33*49*8 SWO25701(4) 32*45*8
27	EJ20	IMPREZA 2000 FORESTER DOHC 16V 2002- 1994cc	SWF25172 10105-AA560	SWH25172	SWG2517(2) 11044-AA482 	SWV2517A  SWV2517B 	SWS25008(8) SWS25009(8)	SWI2517(2)  SWI2517A(2) 		SWX25002(2)  SWX25004(2) 		SWR25006 86*103*10 SWO25004 33*49*8 SWOS25008(4) 32*55*8.5
28	EJ20 NEW	FORESTER IMPREZA 2000 DOHC 16V 2008- 1994cc	SWF25290 10105-AA990	SWH25290	SWG2529(2) 11044-AA680 	SWV2522  SWV2522A 	SWS25008(8) SWS25009(8)	SWI2517(2) 		SWX25002(2) 		SWR25006 86*103*10 SWO25004 33*49*8 SWOS25008(2) 32*55*8.5 SWOS25010(2) 42*55*8
29	FA20 NEW	BRZ PREMIUM 2000 DOHC 16V 2012- 1998cc	SWF25310 SU003-00094	SWH25310	SWG2531R 11044-AA810  SWG2531L 11044-AA100 	SWV2531A  SWV2531B 	SWS25012V(8) SWS25013V(8)	SWI2531(2) 	SWE2510(2) 			SWR25007 92*109.5*8.5 SWOS25030 50*62*7
30	EJ22E	LEGACY IMPREZA 2200 GCCE GMCE BD7 BG7 SOHC 1989- 2212cc	SWF25100 10105-AA020 10105-AA021	SWH25100	SWG2510(2) 11044-AA111 11044 	SWV2509(2) 13294-AA011 	SWS25008(8) SWS25009(8)	SWI2510(2) 14035-AA290 	SWE2510(2) 			SWR25006 86*103*10 SWO25004 33*49*8 SWO25701(2) 32*45*8























No	Engine	Car Name / Year / Model	Full Set	Head Set	Cyl. Head	Valve Cover	Valve Seal	Manifold IN	Manifold EX	Exhaust Pipe	Oil Pan	Oil Seals
31	EJ22E	LEGACY IMPREZA 2200 SOHC 1990-95 2212cc		SWH25102 HS9854PT	SWG2510(2) 11044-AA111 11044-AA113 	(G) 	SWS25008V(8) SWS25009V(8)	SWI2510(2) 	SWE2510(2) 			SWO25701(2) 32*45*8
32	EJ22E	LEGACY 2200 BD6 BD7 SOHC 1996- 2212cc	SWF25101 10105-AA200	SWH25101	SWG2510(2) 11044-AA111 11044-AA113 	(G) 	SWS25008(8) SWS25009(8)	SWI2510(2) 14035-AA290 	SWE2510(2) 44022-AA020 			SWR25006 86*103*10 SWO25004 33*49*8 SWO25701(2) 32*45*8
33	EJ22E	IMPREZA 2200 SOHC 16V 1997- 2212cc	SWF25200 10105-AA300	SWH25200	SWG2520(2) 11044-AA542 	(S) 	SWS25008(8) SWS25009(8)	SWI2516(2) 	SWE2510(2) 			SWR25006 86*103*10 SWO25004 33*49*8 SWO25701(2) 32*45*8
34	EJ25	LEGACY OUTBACK 2500 DOHC 1995- 2457cc	SWF25190 10105-AA160	SWH25190	SWG2519(2) 11044-AA443 	(G) SWV2514A 13270AA040  SWV2514B 13272-AA040 	SWS25008(8) 13207-AA050 SWS25009(8) 13211-AA050	SWI2511(2) 14035-AA281 	SWE2510(2) 44022-AA020 	SWP2519 		SWR25006 86*103*10 SWO25004 33*49*8 SWO25701(4) 32*45*8
35	EJ25	LEGACY OUTBACK 2500 DOHC 1995-99 2457cc	SWF25191	SWH25191	SWG2519(2) 11044-AA443 	(G) SWV2514A SWV2514B  SWV2514C 13270-AA601  SWV2514D 13272-AA061 	SWS25008(8) SWS25009(8)	SWI2511(2) 	SWE2510(2) 			SWO25701(4) 32*45*8
36	EJ25D	LEGACY 2500 BC BG DOHC 1995- 2457cc	SWF25140 10105-AA161	SWH25140	SWG2514(2) 11044-AA471 	(S) SWV2514A  SWV2514B 	SWS25008(8) SWS25009(8)	SWI2511(2) 14035-AA281 	SWE2510(2) 44022-AA020 			SWR25006 86*103*10 SWO25004 33*49*8 SWO25701(4) 32*45*8


















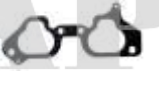












No	Engine	Car Name / Year / Model	Full Set	Head Set	Cyl. Head	Valve Cover	Valve Seal	Manifold IN	Manifold EX	Exhaust Pipe	Oil Pan	Oil Seals
37	EJ25D	LEGACY OUTBACK BC BG DOHC 1995- 2457cc	SWF25260 10105-AA161A	SWH25260	SWG2526(2) 11044-AA610 	(S) SWV2514C  SWV2514D 	SWS25008(8) SWS25009(8)	SWI2511 	SWE2510(2) 44022-AA020 			SWR25006 86*103*10 SWO25701 32*45*8 SWO25004 33*49*8
38	EJ25D	LEGACY FORESTER DOHC 1996-1999 2457cc		SWH25261	SWG2526(2) 11044-AA610 	(S) SWV2514A  SWV2514B 	SWS25008(8) SWS25009(8)	SWI2511 	SWE2510(2) 			SWO25701 32*45*8
39	EJ25D	LEGACY 2500 FORESTER B11 DOHC 1996- 2457cc	SWF25141 10105-AA240 10105-AA401	SWH25141	SWG2514(2) 11044-AA471 	(S) SWV2514C  SWV2514D 	SWS25008(8) SWS25009(8)	SWI2511(2) 	SWE2510(2) 			SWR25006 86*103*10 SWO25004 33*49*8 SWO25701(4) 32*45*8
40	EJ253	LEGACY IMPREZA 2500 OUTBACK FORESTER BAJA SOHC 1999-2003 2457cc	SWF25210 10105-AA860	SWH25210	SWG2521(2) 11044-AA632 	(G) SWV2516(2) 	SWS25008(8) SWS25009(8)	SWI2516(2) 14035-AA382 	SWE2510(2) 			SWR25006 86*103*10 SWO25004 33*49*8 SWO25701(2) 32*45*8
41	EJ25D	LEGACY IMPREZA 2500 OUTBACK FORESTER BAJA 1999~2003 H4 SOHC 16V 2457cc	SWF25224 10105-AA860S	SWH25224	SWG2522(2) 11044-AA641 	(S) SWV2516(2) 	SWS25008(8) SWS25009(8)	SWI2516(2) 	SWE2510(2) 			SWR25006 86*103*10 SWO25004 33*49*8 SWO25701(2) 32*45*8
42	EJ254	LEGACY IMPREZA 2500 DOHC 2000- 2457cc	SWF25211 10105-AA870	SWH25211	SWG2521(2) 11044-AA632 	(G) SWV2521  SWV2521A  SWV2521B 	SWS25008(8) SWS25009(8)	SWI2517(2) 14035-AA420 	SWE2510(2) 			SWR25006 86*103*10 SWO25004 33*49*8 SWOS25008(2) 32*55*8.5



No	Engine	Car Name / Year / Model	Full Set	Head Set	Cyl. Head
43	EJ25D	IMPREZA 2500 DOHC 2002- 2457cc	SWF25220 10105-AA590	SWH25220	SWG2522(2) (S) 11044-AA641 
44	EJ251	FORESTER IMPREZA SOHC 16V 2002- 2457cc	SWF25212 10105-AA880	SWH25212	SWG2521(2) (G) 11044-AA632 
45	EJ251	FORESTER LEGACY 2500 IMPREZA OUTBACK SOHC 16V		SWH25223	SWG2522(2) (S) 11044-AA641 
	NEW	2003-05 2457cc			
46	EJ25	LEGACY 2500 SOHC 16V 2003- 2457cc	SWF25213 10105-AA920	SWH25213	SWG2521(2) (G) 11044-AA632 
47	EJ25	LEGACY 2500 SOHC 16V 2003- 2457cc	SWF25214 10105-AA930	SWH25214	SWG2521(2) (G) 11044-AA632 
48	EJ25 253	FORESTER IMPREZA 2500 LEGACY LIMITED 16V 2003- 2457cc	SWF25215 10105-AB160	SWH25215	SWG2521(2) (G) 11044-AA632 
















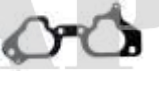












Valve Cover	Valve Seal	Manifold IN	Manifold EX	Exhaust Pipe	Oil Pan	Oil Seals
SWV2522  SWV2522A 	SWS25008(8) SWS25009(8)	SWI2517(2)  SWI2517A(2) 		SWX25002(2)  SWX25004(2) 		SWR25006 86*103*10 SWO25004 33*49*8 SWOS25008(2) 32*55*8.5 SWOS25010(2) 42*55*8
SWV2516(2) 	SWS25008(8) SWS25009(8)	SWI2521(4) 	SWE2510(2) 			SWR25006 86*103*10 SWO25004 33*49*8 SWO25701(2) 32*45*8
SWV2516(2) 	SWS25009V(16)	SWI2516(2) 	SWE2510(2) 			SWO25701(2) 32*45*8
SWV2516(2) 	SWS25008(8) SWS25009(8)	SWI2521A(2)  SWI2521  SWI2521A 	SWE2521(2) 			SWR25006 86*103*10 SWO25004 33*49*8 SWO25701(2) 32*45*8
SWV2516(2) 	SWS25008(8) SWS25009(8)	SWI2516(2) 	SWE2510(2) 			SWR25006 86*103*10 SWO25004 33*49*8 SWO25701(2) 32*45*8
SWV2521C(2) 	SWS25008(8) SWS25009(8)	SWI2516(2) 				SWR25006 86*103*10 SWO25701(2) 32*45*8 SWO25004 33*49*8 SWOS25009(2) 0*35/45*8/13.5

No	Engine	Car Name / Year / Model	Full Set	Head Set	Cyl. Head
49	EJ255	FORESTER TURBO 2500 DOHC 16V 2003- 2457cc	SWF25221 10105-AA600	SWH25221	SWG2522(2) (S) 11044-AA641 
50	EJ251	FORESTER LEGACY 2500 SOHC 16V 2004- 2457CC		SWH25222	SWG2522(2) (S) 11044-AA641 
51	EJ25D  NEW	IMPREZA 2500 DOHC 16V 2004~2006 2457cc	SWF25225 HS26259PT + CS26170	SWH25225 HS26259PT	SWG2522(2) (S) 11044-AA641 
52	EJ25D  NEW	BAJA FORESTER LEGACY2500 OUTDACK DOHC 2004~2006 2457cc	SWF25226 HS26259PT-1 + CS26170	SWF25226 HS26259PT	SWG2522(2) (S) 11044-AA641 
53	EJ253  NEW	FORESTER LEGACY 2500 DOHC 16V 2006~2012 2457cc		SWH25227 HS26415PT-1	SWG2522(2) (S) 11044-AA641 
54	EJ25 255  NEW	FORESTER XT 2500 DOHC 16V 2008- 2457cc	SWF25300 10105-AB070	SWH25300	SWG2530(2) (S) 11044-AA770 


Valve Cover	Valve Seal	Manifold IN	Manifold EX	Exhaust Pipe	Oil Pan	Oil Seals
SWV2522  SWV2522A 	SWS25008(8) SWS25009(8)	SWI2517(2)  SWI2517A(2) 		SWX25002(2)  SWX25004(2) 		SWR25006 86*103*10 SWO25004 33*49*8 SWOS25008(2) 32*55*8.5 SWOS25010(2) 42*55*8
SWV2516(2) 	SWS25008(8) SWS25009(8)	SWI2516(2) 	SWE2510(2) 			SWO25701(2) 32*45*8 SWOS25009(2) 0*35/45*8/13.5
SWV2522  SWV2522A 	SWS25009V(16)	SWI2517(2) 	SWE2510(2) 		SWP2519 	SWR25006V 86*103*10 SWO25004 33*49*8 SWOS25008(2) 32*55*8.5
SWV2522 	SWS25009V(16)	SWI2517(2)  SWI2522(4) 		SWX25002 	SWP2519 	SWR25006V 86*103*10 SWO25004 33*49*8 SWOS25010(2) 42*55*8 SWOS25008(2) 32*55*8.5
SWV2521C(2) 	SWS25008V(16)	SWI2516(2)  SWI2517A(2) 	SWE2510(2) 			SWO25701(2) 32*45*8 SWOS25009(2) 0*35/45*8/13.5
SWV2522  SWV2522A 	SWS25008(8) SWS25009(8)	SWI2517(2)  SWI2520(4) 		SWX25002(2) 		SWR25006 86*103*10 SWO25004 33*49*8 SWOS25008(2) 32*55*8.5 SWOS25010(2) 42*55*8






No	Engine	Car Name / Year / Model	Full Set	Head Set	Cyl. Head
49	EJ255	FORESTER TURBO 2500 DOHC 16V 2003- 2457cc	SWF25221 10105-AA600	SWH25221	SWG2522(2) (S) 11044-AA641 
50	EJ251	FORESTER LEGACY 2500 SOHC 16V 2004- 2457CC		SWH25222	SWG2522(2) (S) 11044-AA641 
51	EJ25D  NEW	IMPREZA 2500 DOHC 16V 2004~2006 2457cc	SWF25225 HS26259PT + CS26170	SWH25225 HS26259PT	SWG2522(2) (S) 11044-AA641 
52	EJ25D  NEW	BAJA FORESTER LEGACY2500 OUTDACK DOHC 2004~2006 2457cc	SWF25226 HS26259PT-1 + CS26170	SWF25226 HS26259PT	SWG2522(2) (S) 11044-AA641 
53	EJ253  NEW	FORESTER LEGACY 2500 DOHC 16V 2006~2012 2457cc		SWH25227 HS26415PT-1	SWG2522(2) (S) 11044-AA641 
54	EJ25 255  NEW	FORESTER XT 2500 DOHC 16V 2008- 2457cc	SWF25300 10105-AB070	SWH25300	SWG2530(2) (S) 11044-AA770 

Valve Cover	Valve Seal	Manifold IN	Manifold EX	Exhaust Pipe	Oil Pan	Oil Seals
SWV2522  SWV2522A 	SWS25008(8) SWS25009(8)	SWI2517(2)  SWI2517A(2) 		SWX25002(2)  SWX25004(2) 		SWR25006 86*103*10 SWO25004 33*49*8 SWOS25008(2) 32*55*8.5 SWOS25010(2) 42*55*8
SWV2516(2) 	SWS25008(8) SWS25009(8)	SWI2516(2) 	SWE2510(2) 			SWO25701(2) 32*45*8 SWOS25009(2) 0*35/45*8/13.5
SWV2522  SWV2522A 	SWS25009V(16)	SWI2517(2) 	SWE2510(2) 		SWP2519 	SWR25006V 86*103*10 SWO25004 33*49*8 SWOS25008(2) 32*55*8.5
SWV2522 	SWS25009V(16)	SWI2517(2)  SWI2522(4) 		SWX25002 	SWP2519 	SWR25006V 86*103*10 SWO25004 33*49*8 SWOS25010(2) 42*55*8 SWOS25008(2) 32*55*8.5
SWV2521C(2) 	SWS25008V(16)	SWI2516(2)  SWI2517A(2) 	SWE2510(2) 			SWO25701(2) 32*45*8 SWOS25009(2) 0*35/45*8/13.5
SWV2522  SWV2522A 	SWS25008(8) SWS25009(8)	SWI2517(2)  SWI2520(4) 		SWX25002(2) 		SWR25006 86*103*10 SWO25004 33*49*8 SWOS25008(2) 32*55*8.5 SWOS25010(2) 42*55*8



No	Engine	Car Name / Year / Model	Full Set	Head Set	Cyl. Head
55	86D	SUBARU VAN 700 REX 700 K24 1985-	SWF25020	SWH25020	SWG2502 (NK) 41230-6001 
56					
57					
58					
59					
60					

Valve Cover	Valve Seal	Manifold IN	Manifold EX	Exhaust Pipe	Oil Pan	Oil Seals
	SWS25002(4)	SWI2501 42211-5400 	SWE2502 		SWP2501 80673-0020 	SWR25001 57*77*10 SWO25001(2) 30*46*8 SWOS25001 23*40*7

TOMOHI GASKET

JAPAN

