





# TOMOHI GASKET KIT

Japanese Products

Tel: +81-90-1784-8485



**MADE IN JAPAN**

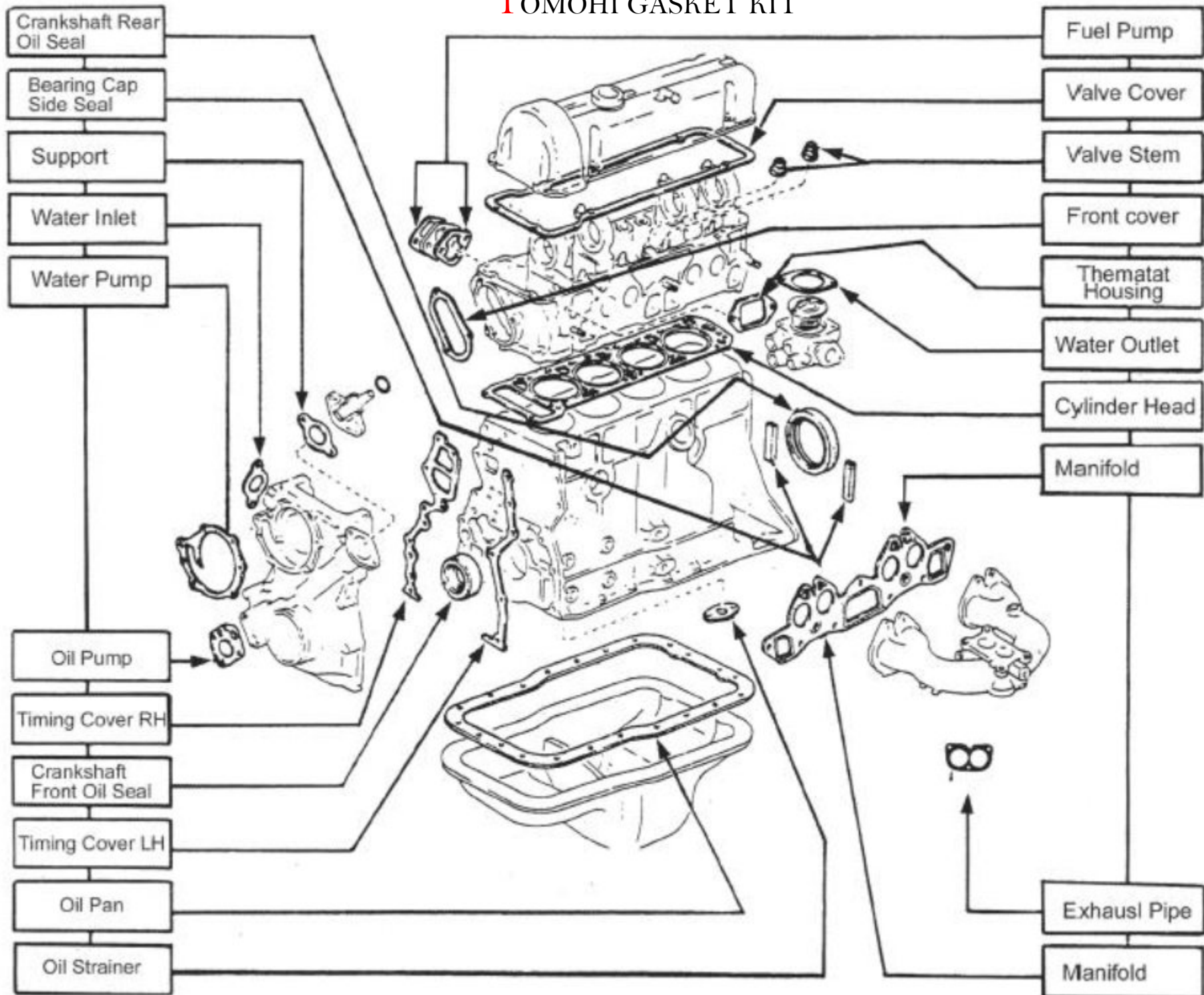
[www.tomohi.jp](http://www.tomohi.jp) - [info@tomohi.jp](mailto:info@tomohi.jp)

# TOMOHI GASKET KIT

















































# GASKETS USED IN AN AUTOMOBILE ENGINE

TOMOHI GASKET KIT
































No	Engine	Car Name / Year / Model	Full Set	Head Set	Cyl. Head	Valve Cover	Valve Seal	Manifold IN	Manifold EX	Exhaust Pipe	Oil Pan	Oil Seals
1	AJ	MPV TRIBUTE 3000 DOHC 24V 2002- 2967cc	SWF150391 AJC1-10-SF0	SWH150391	SWG15039R AJC1-10-271B(S)  SWG15039LAJC1-10-272B (S) 	SWV15039  SWV15040B 	SWS15018(24)	SWI15039(2)  SWI15039A(2) 	SWE15037(2) 		SWP1507 	SWR15007V 92.07*107.95*9.52 SWO15003V 47.63*63.5*8.7 SWOS15008V 27*41*6
2	AJ	MPV TRIBUTE 3000 DOHC 24V 2002- 2967cc	SWF150401 AJ03-10-SF0 + AJ03-10-SH0	SWH150401 AJ03-10-SF0	SWG15040R AJ03-10-271B (S)  SWG15040L AJ03-10-272B (S) 	SWV15040A  SWV15040B 	SWS15018(24)	SWI15040A(6)  SWU15040A(6) 	SWE15037(2) 		SWP1507 	SWR15007 92.07*107.95*9.52 SWO15003 47.63*63.5*8.7
3	AJ	MPV TRIBUTE 3000 DOHC 24V 2004- 2967cc	SWF150402	SWH150402	SWG15040R (S) AJ03-10-271B  SWG15040L (S) AJ03-10-272B 	SWV15039  SWV15040R 	SWS15018V(24)	SWI15039(2)  SWU15040A(6) 	SWE15037(2) 	SWX15015 	SWP15040 	SWR15007V 92.07*107.95*9.52 SWO15003V 47.63*63.5*8.7 SWOS15008V 27*4*16
4	AJ	MPV TRIBUTE 3000 DOHC 24V 2004- 2967cc	SWF150406	SWH150406	SWG15040R (S) AJ03-10-271B  SWG15040L (S) AJ03-10-272B 	SWV15039  SWV15040R 	SWS15018V(24)	SWI15039(2)  SWI15039A(2) 	SWE15037(2) 		SWP15040 	SWR15007V 92.07*107.95*9.52 SWO15003V 47.63*63.5*8.7
5	AJ	TRIBUTE FORD ESCADE 3000 DOHC 24V 2004- 2967cc	SWF150407	SWH150407	SWG15040R (S) AJ03-10-271B  SWG15040L (S) AJ03-10-272B 	SWV15039  SWV15040R 	SWS15018V(24)	SWI15040A(6)  SWU15040A(6) 	SWE15037(2) 		SWP1507 	SWR15007V 92.07*107.95*9.52 SWO15003V 47.63*63.5*8.7
6	AM	B2600 1987-1988 B2600 1989-1994 2555cc	SWF15222 MD997049	SWH15222 MD997020	SWG1522 (NK) MD110383 MD026654 	SWV1520A 	SWS15003(8)	SWI1522A MD024628 	SWE1522 		SWP1520 	SWR15006 80*96*9 SWO15011 48*68*11 SWOS15014 23*34*8























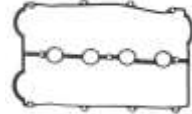




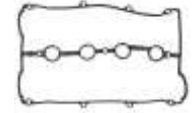




No	Engine	Car Name / Year / Model	Full Set	Head Set	Cyl. Head
7	B3	FAMILIA LASER 1300 323 1987- 1323cc KIA PRIDE	<b>SWF15050</b> 8ABL-10-271 8ABF-10-271 8ABJ-10-271	<b>SWH15050</b> 8ABL-10-235	<b>SWG1505</b> (NK) B301-10-271 B302-10-271 
8	B3	FAMILIA LASER 1300 323 1987- 1323cc KIA PRIDE	<b>SWF15051</b> KY01-99-100	<b>SWH15051</b> KY01-99-101	<b>SWG1505</b> (NK) B301-10-271 B302-10-271 
9	B3	FORD FESTIVA ASPIRE 1300 1989-97 1323cc	<b>SWF15052</b> 8AD3-10-271	<b>SWH15052</b>	<b>SWG1505G</b> (G) B302-10-271A 
10	B3	FAMILIA LASER 1300 B384 323 OHC 16V 1990- 1323cc	<b>SWF15070</b> 8CB6-10-271 8BE1-10-271	<b>SWH15070</b> 8CB6-10-235	<b>SWG1507</b> (NK) B366-10-271 
11	B3	FAMILIA 323 1300 DOHC 16V 1992-94 1323cc	<b>SWF15710</b> 8DDC-10-271	<b>SWH15710</b> 8DDC-10-235	<b>SWG1571</b> (G) B3D2-10-271A 
12	B3	FAMILIA 323 1300 DOHC 8V 1992-94 1323cc	<b>SWF15711</b> 8ADB-10-271	<b>SWH15711</b> 8ADB-10-235	<b>SWG1571</b> (G) B3D2-10-271A 

Valve Cover	Valve Seal	Manifold IN	Manifold EX	Exhaust Pipe	Oil Pan	Oil Seals
<b>SWV1505</b> B630-10-235 	<b>SWS15003(8)</b> B630-10-155	<b>SWI1505(2)</b> B301-13-111 	<b>SWE1505</b> B501-13-460 		<b>SWP1505</b> B630-10-431 	<b>SWR15003</b> 83*100*9  <b>SWO15001(2)</b> 30*44*7
<b>SWV1505</b> B630-10-235 	<b>SWS15003(8)</b>	<b>SWI1505(2)</b> 	<b>SWE1505</b> 		<b>SWP1505</b> 	<b>SWR15003</b> 83*100*9  <b>SWO15001(2)</b> 30*44*7
<b>SWV1505</b> B630-10-235 	<b>SWS15003(8)</b>	<b>SWI1505A</b>  <b>SWU1505</b> 	<b>SWE1505</b> 	<b>SWX15002</b> 	<b>SWP1505</b> 	<b>SWR15003</b> 83*100*9  <b>SWO15001</b> 30*44*7
<b>SWV1507</b> B366-10-235 	<b>SWS15004(16)</b>	<b>SWI1507</b> 	<b>SWE1507</b> 		<b>SWP1507A</b>  <b>SWP1507B</b> 	<b>SWR15003</b> 83*100*9  <b>SWO15003</b> 36.5*50.5*7  <b>SWO15001</b> 30*44*7
<b>SWV1507</b> 	<b>SWS15004(16)</b>	<b>SWI1507</b> 	<b>SWE1507</b> 		<b>SWP1507A</b>  <b>SWP1507B</b> 	<b>SWR15003</b> 83*100*9  <b>SWO15003</b> 36.5*50.5*7  <b>SWO15001</b> 30*44*7
<b>SWV1505</b> B630-10-235 	<b>SWS15003(8)</b> B630-10-155	<b>SWI1505(2)</b> B301-13-111 	<b>SWE1505</b> B501-13-460 		<b>SWP1507A</b>  <b>SWP1507B</b> 	<b>SWR15003</b> 83*100*9  <b>SWO15003</b> 36.5*50.5*7  <b>SWO15001</b> 30*44*7

No	Engine	Car Name / Year / Model	Full Set	Head Set	Cyl. Head
13	B3	LASER 323 1300 DOHC 16V 1998- 1323cc	SWF15700 8DDG-10-271	SWH15700 8DDG-10-235	SWG1570 (S) B31R-10-271 
14	B3	LASER 323 DEMIO 1300 DOHC 16V 1999- 1323cc	SWF15701 8DDJ-10-271	SWH15701 8DDJ-10-235	SWG1570 (S) B31R-10-271 
15	B5	FAMILIA LASER 1500 323 1987- 1498cc	SWF15060 8ABS-10-271 8ABM-10-271	SWH15060 8ABS-10-235 8ABM-10-235	SWG1506 (NK) B630-10-271 B616-10-271 
16	B5	DEMIO 1500 DOHC 2000- 1498cc	SWF15590 8EBW-10-271	SWH15590 8EBW-10-235	SWG1559 (S) B57C-10-271 
17	B6	FAMILIA LASER 1600 323 1987- 1597cc	SWF15061 8AB6-10-271 8AB7-10-271	SWH15061 8AB7-10-235	SWG1506 (NK) B630-10-271 
18	B6	FAMILIA LASER 1600 323 1988- 1597cc	SWF15062 8ABT-10-271	SWH15062 8ABT-10-235	SWG1506 (NK) B630-10-271 

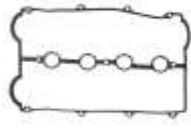




















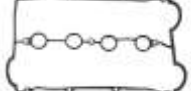





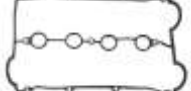



Valve Cover	Valve Seal	Manifold IN	Manifold EX	Exhaust Pipe	Oil Pan	Oil Seals
SWV1507 B366-10-235 	SWS15004(16)	SWI1507 	SWE1507 		SWP1507A  SWP1507B 	SWR15003 83*100*9 SWO15003 36.5*50.5*7 SWO15001 30*44*7
SWV1507 	SWS15004(16)	SWI1507 	SWE1507 		SWP1507A  SWP1507B 	SWR15003 83*100*9 SWO15003 36.5*50.5*7 SWO15001 30*44*7
SWV1505 B630-10-235 	SWS15003(8) B630-10-155	SWI1505(2) B301-13-111 	SWE1506 		SWP1505 B630-10-431 	SWR15003 83*100*9 SWO15001(2) 30*44*7
SWV1507 	SWS15004(16)	SWI1559 	SWE1507 		SWP1507A  SWP1507B 	SWR15003 83*100*9 SWO15003 36.5*50.5*7
SWV1505 B630-10-235 	SWS15003(8)	SWI1505(2) 	SWE1506 		SWP1505 	SWR15003 83*100*9 SWO15001(2) 30*44*7
SWV1505 B630-10-235 	SWS15003(8)	SWI1506A 	SWE1506 		SWP1505 	SWR15003 83*100*9 SWO15001 30*44*7


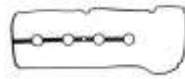



















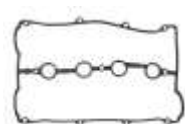






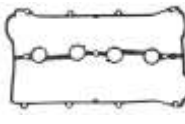







No	Engine	Car Name / Year / Model	Full Set	Head Set	Cyl. Head
19	B6	FAMILIA LASER 1600 B62A 323 OHC 16V 1990- 1597cc	SWF15080 8ABY-10-271	SWH15080 8ABY-10-235	SWG1508 (NK) B541-10-271 
20	B6	FAMILIA HATCHBACK 1600 323 8V 1990- 1597cc	SWF15081 8CB1-10-271A	SWH15081 8CB1-10-235	SWG1508 (G) B61L-10-271 
21	B6	323 1600 DOHC 8V 1990- 1597cc	SWF15641 8CB1-10-271	SWH15641 8AB4-10-235	SWG1564 (G) B64D-10-271 
22	B6	FAMILIA LASER 1600 323 8V 1990- 1597cc	SWF15730 8CBJ-10-271	SWH15730	SWG1573 (G) B621-10-271A 
23	B6-D	ETUDE 1600 BFMP DOHC 1987- 1597cc	SWF15600 8ABH-10-271	SWH15600 8ABH-10-235	SWG1560 (NK) B660-10-271 
24	B6-D	FAMILIA 323 1600 BG5 BG6P/S DOHC 1987- 1597cc	SWF15750 8ABZ-10-271	SWH15750 8ABZ-10-235	SWG1575 (G) B6S7-10-271 





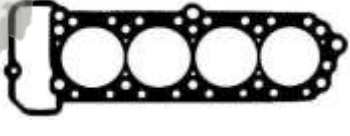

Valve Cover	Valve Seal	Manifold IN	Manifold EX	Exhaust Pipe	Oil Pan	Oil Seals
SWV1507 B366-10-235 	SWS15004(16)	SWI1507 	SWE1507 		SWP1507A  SWP1507B 	SWR15003 83*100*9 SWO15003 36.5*50.5*7 SWO15001 30*44*7
SWV1507 	SWS15003(8) B630-10-155	SWI1508 	SWE1508 B61K-13-460 	SWX15002 	SWP1507A  SWP1507B 	SWR15003 83*100*9 SWO15003 36.5*50.5*7 SWO15001(2) 30*44*7
SWV1507 	SWS15003V(8)	SWI1508  SWU1508 	SWE1508 	SWX15027(2) 	SWP1507A  SWP1507B 	SWR15003V 83*100*9 SWO15001(2) 30*44*7
SWV1505 B630-10-235 	SWS15003(8)	SWI1573 	SWE1506 		SWP1505 B630-10-431 	SWR15003 83*100*9 SWO15003 36.5*50.5*7 SWO15001 30*44*7
SWV1560 B660-10-235 	SWS15004(16)	SWI1560A B660-13-111 	SWE1560 B695-13-460 	SWX15002 	SWP1505 	SWR15003 83*100*9 SWO15003 36.5*50.5*7 SWOS15032(2) 34*48*7
SWV1517 B6S7-10-235 	SWS15004(16) KL01-10-155 KL02-10-155	SWI1517 B69F-13-111 	SWE1517 B6S7-13-460 		SWP1507A  SWP1507B 	SWR15003 83*100*9 SWO15001 30*44*7 SWOS15032(2) 34*48*7

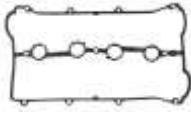



















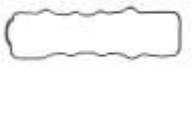




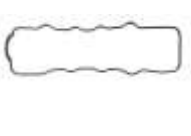






No	Engine	Car Name / Year / Model	Full Set	Head Set	Cyl. Head
25	B6-D	ETUDE 1600 BFMP DOHC 1990- 1597cc	SWF15601 8ABV-10-271	SWH15601 8ABV-10-235	SWG1560 (NK) B660-10-271 
26	B6-D	MX3 323 1600 EC43 DOHC 1992- 1597cc	SWF15640 8CBY-10-271	SWH15640 8CBY-10-235	SWG1564 (G) B64D-10-271 
27	B6-D	LASER MX3 MX5 1600 BJ22 DOHC 16V 1998- 1597cc	SWF15690 8HBB-10-271	SWH15690 8HBB-10-235	SWG1569 (S) B6KP-10-271 
28	B6-D			SWH15691	SWG1569 (S) 
29	B6-ZE	MIATA MX5 EUNOS ROADSTER NA6CE DOHC 1990- 1597cc	SWF15180 8AN1-10-271A	SWH15180 8AN1-10-235	SWG1518 (G) B6F4-10-271A 
30	B6-ZE	MIATA MX-5 1600 DOHC 16V 1996- 1597cc	SWF15181 8AN4-C0-271 8DN4-C0-271	SWH15181	SWG1518 (G) B6F4-10-271A 































Valve Cover	Valve Seal	Manifold IN	Manifold EX	Exhaust Pipe	Oil Pan	Oil Seals
SWV1560 	SWS15004(16)	SWI1560B 	SWE1560 	SWX15002 	SWP1507A  SWP1507B 	SWR15003 83*100*9 SWO15003 36.5*50.5*7 SWOS15032(2) 34*48*7
SWV1507 B366-10-235 	SWS15004(16)	SWI1507 B541-13-111 	SWE1507 B541-13-460 	SWX15027 	SWP1507A  SWP1507B 	SWR15003 83*100*9 SWO15003 36.5*50.5*7 SWO15001 30*44*7
SWV1517 B6S7-10-235 	SWS15004(16) KL01-10-155 KL02-10-155	SWI1517 B69F-13-111 	SWE1517 B6S7-13-460 		SWP1517  SWP1507A  SWP1507B 	SWR15003 83*100*9 SWO15003 36.5*50.5*7 SWOS15032(2) 34*48*7
SWV1517 	SWS15004(16)	SWI1517 	SWE1517 			SWOS15032(2) 34*48*7
SWV1518 B61P-10-235 	SWS15004(16) KL01-10-155 KL02-10-155	SWI1560A B61P-13-111 	SWE1560 B695-13-460 	SWX15028 	SWP1507A  SWP1507B 	SWR15003 83*100*9 SWO15003 36.5*50.5*7 SWOS15032(2) 34*48*7
SWV1518 B61P-10-235 	SWS15004(16) KL01-10-155 KL02-10-155	SWI1560A B61P-13-111 	SWE1560 B695-13-460  SWE1560A 			SWR15003 83*100*9 SWO15003 36.5*50.5*7 SWOS15032 34*48*7

No	Engine	Car Name / Year / Model	Full Set	Head Set	Cyl. Head	Valve Cover	Valve Seal	Manifold IN	Manifold EX	Exhaust Pipe	Oil Pan	Oil Seals
31	DEK  NEW	MAZDA 2 1350 DOHC 16V 2006- 1349cc	SWF15790 8LB4-10-271B	SWH15790	SWG1579 (S) ZJ01-10-271 	SWV1579 	SWS15011V(8) SWS15012V(8)	SWI1568(4) 	SWE1568 			SWR15003 83*100*9  SWO15014 43*55*6
32	BK1J  NEW	MAZDA 3 1350 DOHC 16V 2006- 1349cc	SWF15791 8LD1-10-271	SWH15791	SWG1579 (S) ZJ01-10-271 	SWV1568 	SWS15011V(8) SWS15012V(8)	SWI1568(4) 	SWE1568 			SWR15003 83*100*9  SWO15014 43*55*6
33	BP	FAMILIA LASER 1800 323 OHC 16V 1990- 1840cc	SWF15090 8CBF-10-271	SWH15090 8CBF-10-235	SWG1509 (S) BP01-10-271 	SWV1509 BP01-10-235 	SWS15004(16)	SWI1509 BP01-13-111 	SWE1509 BP01-13-460 		SWP1507A  SWP1507B 	SWR15003 83*100*9  SWO15003 36.5*50.5*7  SWO15001 30*44*7
34	BP	FAMILIA LASER 1800 323 DOHC 16V 1990- 1840cc	SWF15520 8EB3-10-271	SWH15520 8EB3-10-235	SWG1552 (S) BP05-10-271 BP26-10-271 B6DC-10-271 	SWV1552A 	SWS15004(16)	SWI1552A BP05-13-111 	SWE1552 BP05-13-460 		SWP1507A  SWP1507B 	SWR15003 83*100*9  SWO15003 36.5*50.5*7  SWOS15032(2) 34*48*7
35	BP	LANTIS MX3 MX5 1600 DOHC 16V 1994- 1594cc	SWF15170 8EBB-10-271	SWH15170 8EBB-10-235	SWG1517 (G) B6DC-10-271 	SWV1517 B6S7-10-235 	SWS15004(16)	SWI1517 B69F-13-111 	SWE1517 B6S7-13-460 		SWP1517  SWP1507A  SWP1507B 	SWR15003 83*100*9  SWO15003 36.5*50.5*7  SWOS15032(2) 34*48*7
36	BP-ZE	FAMILIA 323 1840 BG8P DOHC 16V 1990- 1839cc	SWF15521 8CBA-10-271 8CB3-10-271	SWH15521 8AB6-10-235	SWG1552 (S) BP05-10-271 BP26-10-271 B6DC-10-271 	SWV1552A 	SWS15004(16)	SWI1552A 	SWE1552 BP05-13-460 	SWX15027 	SWP1507   SWP1552  	SWR15003 83*100*9  SWO15003 36.5*50.5*7  SWOS15032(2) 34*48*7




















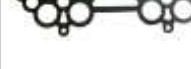



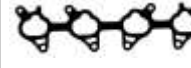


No	Engine	Car Name / Year / Model	Full Set	Head Set	Cyl. Head
37	BP-ZE	MX-6 626 323 1840 DOHC 16V 1997- 1839cc	SWF15522 8HB3-10-271	SWH15522 8HB3-10-235	SWG1552 (S) BP05-10-271 BP26-10-271 B6DC-10-271 
38	BP-ZE	MZ-5 MIATA 1.8L DOHC 16V 1999-2000 1839cc	SWF15581	SWH15581	SWG1558 (S) BP6D-10-271 
39	BP-ZE	MX-5 MIATA 1800 DOHC 16V 2000- 1839cc	SWF15580 8DN6-10-271	SWH15580 8DN6-10-235	SWG1558 (S) BP6D-10-271 
40	E3 E5	FAMILIA PICK-UP 1300/1500 FORD LASER 323 BD1031 ED1051 1980.6- 1296cc/1490cc	SWF15040 E301-99-100 E580-99-100	SWH15040 E301-99-101	SWG1504 (NK) E301-10-271 E501-10-271 E580-10-271 
41	E3 E5	FAMILIA PICK-UP FORD LASER 323 BD1031 D1051 1980.6- 1296cc/1490cc	SWF15041 E580-99-100	SWH15041	SWG1504 (NK) E301-10-271 E501-10-271 E580-10-271 
42	E3 E5	FAMILIA 323 FORD LASER 1300 1500 1985- 1296cc/1490cc	SWF15042 8AB5-10-271	SWH15042	SWG1504 (NK) E301-10-271 E501-10-271 E580-10-271 







Valve Cover	Valve Seal	Manifold IN	Manifold EX	Exhaust Pipe	Oil Pan	Oil Seals
SWV1552A 	SWS15004(16)	SWI1552A 	SWE1552 		SWP1507A  SWP1507B 	SWR15003 83*100*9 SWO15003 36.5*50.5*7 SWOS15032(2) 34*48*7
SWV1552A 	SWS15004(8) SWS15020(8)	SWI1558 	SWE1552A 		SWP1507  SWP1552 	SWR15003 83*100*9 SWO15003 36.5*50.5*7 SWOS15032 34*48*7 SWOS15013V 47*61*7
SWV1558 	SWS15004(8) SWS15020(8)	SWI1558 	SWE1552A 		SWP1507A  SWP1507B 	SWR15003 83*100*9 SWO15003 36.5*50.5*7 SWOS15032 34*48*7 SWOS15013 47*61*7
SWV1504 E301-10-235 	SWS15002(8) HE19-10-155	SWI1504 E301-13-111 	SWE1504 E301-13-460 	SWX15005 	SWP1504 F301-33-099 	SWR15004 70*88*12 SWO15004 40*55*8
SWV1504 	SWS15002(8)	SWI1504 	SWE1504 	SWX15002 	SWP1504 	SWR15004 70*88*12 SWO15004 40*55*8
SWV1504 	SWS15002(8)	SWI1504 	SWE1504 	SWX15029 	SWP1504 	SWR15004 70*88*12 SWO15004 40*55*8



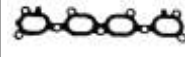

















No	Engine	Car Name / Year / Model	Full Set	Head Set	Cyl. Head
43	F2	CAPELLA PICK-UP 2000/2200 TELSTER 626 SERIES 1988- 1998cc/2184cc	SWF15141 8AGA-10-271 8AGB-10-271 8AGA-10-271A	SWH15141 8AGA-10-235	SWG1514 (NK) F202-10-271 FE1H-10-271 
44	F2	CAPELLA PICK-UP 2000/2200 TELSTER 626 SERIES 1988- 1998cc/2184cc	SWF15142 8AUG-10-271	SWH15142 8AUG-10-235	SWG1514 (G) F202-10-271 FE1H-10-271 
45	F2	CAPELLA LUCE 2200 626 929 B2200 OHC 12V 1988-1992	SWF15148 8AG3-10-271A 8AG5-10-271	SWH15148 8AG3-10-235A	SWG1514 (NK) F202-10-271 FE1H-10-271 
46	F2	PICK-UP B2200 1990- 2184cc	SWF15143 8AU7-10-271A	SWH15143 8AU2-10-235	SWG1514 (G) F202-10-271 FE1H-10-271 
47	F2	TRACTOR	SWF15147 9016148-01	SWH15147	SWG1514 (NK) F202-10-271 FE1H-10-271 
48	F6	CAPELLA PICK-UP 1600 FORD LASER 1983- 1587cc	SWF15120 F601-99-100	SWH15120 F601-99-101	SWG1512 (NK) F601-10-271 







Valve Cover	Valve Seal	Manifold IN	Manifold EX	Exhaust Pipe	Oil Pan	Oil Seals
SWV1514 	SWS15003(12)	SWI1514 F201-13-111 	SWE1512(2) F201-13-464 F801-13-460 	SWX15027 	SWP1512 F801-10-431 	SWR15011 90*110*9 SWOS15032(2) 34*48*7
SWV1512 F801-10-235 	SWS15002(8)	SWI1512 F801-13-111 	SWE1514B F220-13-460 	SWX15002 	SWP1512 F801-10-431 	SWR15011 90*110*9 SWOS15032(2) 34*48*7
SWV1514 	SWS15003(12)	SWI1514 	SWE1514B  SWE1512(2) 	SWX15002 	SWP1512 	SWR15011 90*110*9 SWOS15032(2) 34*48*7
SWV1514 F201-10-235 	SWS15003(12)	SWI1514 F201-13-111 	SWE1512(2)  SWE1514B 	SWX15015 	SWP1512 	SWR15011 90*110*9 SWOS15032(2) 34*48*7
SWV1512 F801-10-235 	SWS15002(8)	SWI1512 F801-13-111 	SWE1514B F220-13-460 		SWP1512 F801-10-431 	SWR15011 90*110*9 SWOS15032(2) 34*48*7
SWV1512 F801-10-235 	SWS15002(8) HE19-10-155	SWI1512 F801-13-111 	SWE1512(2) F801-13-460 		SWP1512 	SWR15011 90*110*9 SWOS15032(2) 34*48*7

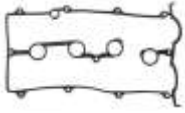


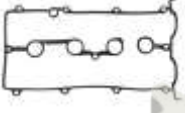
















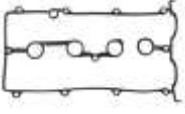


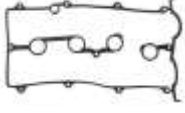


No	Engine	Car Name / Year / Model	Full Set	Head Set	Cyl. Head
49	F6	CAPELLA PICK-UP 626 1600 FORD COUREIER 1998- 1587cc	SWF15121 8AU2-10-277	SWH15121	SWG1512 (NK) F601-10-271 
50	FE F8	CAPELLA 626 1800/2000 GC8P GCEP 1983- 1789cc/1998cc	SWF15132 FE01-99-100A	SWH15132 FE01-99-101A	SWG1513 (NK) F801-10-271A/D F801-10-271 
51	FE F8	CAPELLA PICK-UP TELSTER 626 1800/2000 1984- 1789cc/1998cc	SWF15130 FE01-99-100 F801-99-100 8AG1-10-271	SWH15130 F801-99-101A/C FE01-99-101	SWG1513 (NK) F801-10-271A/D F801-10-271 
52	FE	CAPELLA PICK-UP 1800/2000 TELSTER 626 929L 1987- 1789cc/1998cc	SWF15140 8AG8-10-271	SWH15140 8AG8-10-235	SWG1514 (NK) F202-10-271 FE1H-10-271 
53	FE	TRACTOR	SWF15146 1367190	SWH15146	SWG1514 (NK) F202-10-271 FE1H-10-271 
54	FE	CAPELLA 626 1800/2000 DOHC 16V 1987- 1789cc/1998cc	SWF15161 8AGC-10-271	SWH15161 8AGC-10-235	SWG1516 (NK) FE3N-10-271 

Valve Cover	Valve Seal	Manifold IN	Manifold EX	Exhaust Pipe	Oil Pan	Oil Seals
SWV1512 F801-10-235 	SWS15002(8) HE19-10-155	SWI1512 F801-13-111 	SWE1514A FE1H-13-460 		SWP1512 	SWR15011 90*110*9 SWOS15032(2) 34*48*7
SWV1512 F801-10-235 	SWS15002(8)	SWI1512 F801-13-111 	SWE1514A FE1H-13-460 	SWX15002  SWX15015 	SWP1512 F801-10-431 	SWR15011 90*110*9 SWOS15032(2) 34*48*7
SWV1512 	SWS15002(8)	SWI1512 	SWE1512(2) 		SWP1512 	SWR15011 90*110*9 SWOS15032(2) 34*48*7
SWV1512 	SWS15002(8)	SWI1512 	SWE1512(2) F201-13-464 F801-13-460 		SWP1512 	SWR15011 90*110*9 SWOS15032(2) 34*48*7
SWV1512 F801-10-235 	SWS15002(8) B630-10-155	SWI1512 F801-13-111 	SWE1514A FE1H-13-460 		SWP1512 	SWR15011 90*110*9 SWOS15032(2) 34*48*7
SWV1516 	SWS15004(16)	SWI1516 	SWE1516 		SWP1512 	SWR15011 90*110*9 SWOS15032(3) 34*48*7

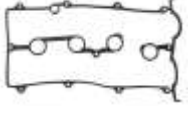














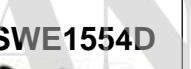












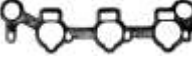




No	Engine	Car Name / Year / Model	Full Set	Head Set	Cyl. Head
55	FE	CAPELLA EUNOS 300 MAEPE MA8PE DOHC 16V 1989- 1789cc/1998cc	<b>SWF15160</b> 8AG6-10-271C 8AGC-10-271B	<b>SWH15160</b> 8AG6-10-235	<b>SWG1516</b> (NK) FE3N-10-271 
56	FE	CAPELLA EUNOS 300 DOHC 8V 1989- 1789cc/1998cc	<b>SWF15620</b> 8AUE-10-271	<b>SWH15620</b> 8AUE-10-235	<b>SWG1562</b> (G) F8B5-10-271 
57	FE	CAPELLA PICK-UP TELSTER 626 929L 1990- 1789cc/1998cc			<b>SWG1565</b> (G) F220-10-271A 
58	FE E2	CAPELLA PICK-UP 2000 626 8V 1985- 1998cc	<b>SWF15740</b> 8AGJ-10-271	<b>SWH15740</b> FEA7-99-101	<b>SWG1574</b> (G) FE30-10-271B 
59	FE	CAPELLA PICK-UP 2000 626 8V 1985- 1998cc	<b>SWF15741</b> FE30-99-100A	<b>SWH15741</b> 8AG1-10-235	<b>SWG1574</b> (G) FE30-10-271B 
60	FE	PICK-UP 2000/2200 TRUCK 1987-93 1998cc/2184cc	<b>SWF15131</b> 8AU1-10-271	<b>SWH15131</b> 8AU1-10-235	<b>SWG1513</b> (NK) F801-10-271A/D F801-10-271 

Valve Cover	Valve Seal	Manifold IN	Manifold EX	Exhaust Pipe	Oil Pan	Oil Seals
<b>SWV1516</b> FE3N-10-235 	<b>SWS15004(16)</b> KL01-10-155 KL02-10-155	<b>SWI1516</b> FE3N-13-111 	<b>SWE1516</b> FE3N-13-460 		<b>SWP1512</b> 	<b>SWR15011</b> 90*110*9 <b>SWOS15032(3)</b> 34*48*7
<b>SWV1562</b> 	<b>SWS15002(8)</b>	<b>SWI1562</b> 	<b>SWE1514A</b> FE1H-13-460 			<b>SWR15007</b> 90*110*9/10.3 <b>SWO15016</b> 42*58*8
<b>SWV1512</b> F801-10-235 	<b>SWS15002(8)</b> HE19-10-155	<b>SWI1574</b> 	<b>SWE1514B</b> F220-13-460 		<b>SWP1512</b> 	<b>SWR15011</b> 90*110*9 <b>SWOS15032(2)</b> 34*48*7
<b>SWV1512</b> 	<b>SWS15002(8)</b>	<b>SWI1512</b> F801-13-111 	<b>SWE1514A</b> FE1H-13-460 		<b>SWP1512</b> 	<b>SWR15011</b> 90*110*9 <b>SWOS15032(2)</b> 34*48*7
<b>SWV1512</b> 	<b>SWS15002(8)</b>	<b>SWI1512</b> 	<b>SWE1512(2)</b> 	<b>SWX15027</b> 	<b>SWP1512</b> 	<b>SWR15011</b> 90*110*9 <b>SWOS15032(2)</b> 34*48*7













No	Engine	Car Name / Year / Model	Full Set	Head Set	Cyl. Head
61	FP	PREMACY 323 626 WAGON DOHC 1997- 1789cc/1991cc	SWF15153 8FG6-10-271	SWH15153 8FG6-10-235	SWG1515 (S) FS01-10-271 FS05-10-271 
62	FS	CRONOS (GESR) TELSTER 626 1991- 1789cc/1991cc	SWF15150 8AGX-10-271	SWH15150 8AGX-10-235	SWG1515 (S) FS01-10-271 FS05-10-271 
63	FS	CRONOS TELSTER 2000 USA 626 DOHC 16V 1992- 1991cc	SWF15151 8AGX-10-271A	SWH15151 8AGX-10-235A	SWG1515 (S) FS01-10-271 FS05-10-271 
64	FS	CRONOS TIEERA 1800/2000 TELSTER 626 DOHC 16V 1996- 1789cc/1991cc	SWF15152 8CG6-10-271	SWH15152 8CG6-10-235	SWG1515 (S) FS01-10-271 FS05-10-271 
65	FS	CRONOS TELSTER 2000 DOHC 16V 1995- 1991cc	SWF15154 8AGX-10-271A	SWH15154 8AGX-10-235A	SWG1515 (S) FS01-10-271 FS05-10-271 
66	FS	CAPELLA 2000 GF22 DOHC 2000- 1991cc	SWF15720 8CG7-10-271	SWH15720 8CG7-10-235	SWG1572 (S) FSH9-10-271 















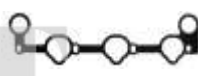


















Valve Cover	Valve Seal	Manifold IN	Manifold EX	Exhaust Pipe	Oil Pan	Oil Seals
SWV1515A 	SWS15004V(8) SWS15020V(8)	SWI1572 	SWE1515 			SWR15002 89*109*9 SWO15001 30*44*7 SWOS15032(2) 34*48*7
SWV1515 FS01-10-235 	SWS15004(16) KL01-10-155 KL02-10-155	SWI1515 FS01-13-111 	SWE1515 FS01-13-460 	SWX15006  SWX15007 	SWP1515A  SWP1515B 	SWR15002 89*109*9 SWO15002 42.5*54.5*6 SWOS15032(2) 34*48*7
SWV1515 	SWS15004(16)	SWI1515 	SWE1515 		SWP1515A  SWP1515B 	SWR15002 89*109*9 SWO15002 42.5*54.5*6 SWOS15032(2) 34*48*7
SWV1515A FSD7-10-235 	SWS15004(16)	SWI1572 FSJ2-13-111A 	SWE1515 FS01-13-460 		SWP1515A  SWP1515B 	SWR15002 89*109*9 SWO15002 42.5*54.5*6 SWOS15032(2) 34*48*7
SWV1515 	SWS15004(16)	SWI1515A 	SWE1515 			SWR15002 89*109*9 SWOS15032(2) 34*48*7 SWO15014 43*55*6
SWV1515A 	SWS15004(16)	SWI1572 	SWE1515 			SWR15002 89*109*9 SWO15002 42.5*54.5*6 SWOS15032(2) 34*48*7




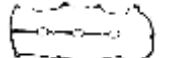

















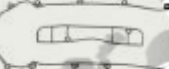







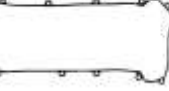


No	Engine	Car Name / Year / Model	Full Set	Head Set	Cyl. Head
67	FS	CAPELLA 2000 GF22 DOHC 2000- 1991cc	SWF15721 8LB4-10-271	SWH15721 8LB4-10-235	SWG1572 (S) FSH9-10-271 
68	G6-E	PROCEED MARVIE 2600 B2600 OHC 1989- 2605cc	SWF15190 8AL1-10-271A	SWH15190 8AL1-10-235	SWG1519 (G) G601-10-271C 
69	GY	MPV 2500 DOHC 24V 1999- 2495cc	SWF150370 GY01-10-SFO + GY01-10-SHO	SWH150370 GY01-10-SFO	SWG15037R (S) GY01-10-271B  SWG15037L (S) GY01-10-272B 
70	JE-ZE	LUCE 929 3000 DOHC 18V 1987- 2954cc	SWF15542 8AH6-10-271	SWH15542 8AH1-10-235	SWG1554R (S) JE01-10-2H0A  SWG1554L (S) JE01-10-270A 
71	JE-ZE	LUCE 3000 HCSS DOHC 24V 1988-	SWF15540 8AHB-10-271 8AHJ-10-271	SWH15540 8AH2-10-235	SWG1554R (S) JE01-10-2H0A  SWG1554L (S) JE01-10-270A 
72	JE-ZE	LUCE MPV 929 DOHC 18V 1990- 2954cc	SWF15541 8AHF-10-271 8AHL-10-271 8AL2-10-271	SWH15541 8AL2-10-235	SWG1554R (S) JE01-10-2H0A  SWG1554L (S) JE01-10-270A 

Valve Cover	Valve Seal	Manifold IN	Manifold EX	Exhaust Pipe	Oil Pan	Oil Seals
SWV1515A 	SWS15004(8) SWS15020(8)	SWI1572 	SWE1515 			SWR15002 89*109*9 SWO15002(2) 42.5*54.5*6 SWOS15032(2) 34*48*7
SWV1519 G601-10-235 	SWS15003(12) B630-10-155	SWI1519 G601-13-111 	SWE1519 G601-13-460 	SWX15008 	SWP1519 G601-10-431 	SWR15011 90*110*9 SWO15005 46*60*7
SWV1507A 	SWS15018(24)	SWU1507(2)  SWI1507(2) 			SWP1507A 	SWR15007 92.07*107.95*9.52 SWO15003 47.63*63.5*8.7
SWV1507B 						
SWV1555(2) 	SWS15003(12) SWS15002(6)	SWI1554D(2) JE15-13-111 	SWE1554C  SWE1554D 	SWX15011 	SWP1554 	SWR15012 75*93*9 SWO15014 43*55*6 SWOS15008(2) 36*49.5/54*11
SWV1554A 	SWS15004(24) KL01-10-155 KL02-10-155	SWI1554A  SWI1554B 	SWE1554A  SWE1554B 	SWX15010(2) 	SWP1554 JFY1-10-431 	SWR15012 75*93*9 SWO15014 43*55*6 SWO15005 46*60*7 SWOS15005(2) SWOS15006(2)
SWV1555(2) JF01-10-235A 	SWS15003(12) B630-10-155 SWS15002(6) HE19-10-155	SWI1554C(2)  SWI1554D(2) 	SWE1554C  SWE1554D 	SWX15011 	SWP1554 JFY1-10-431 	SWR15012 75*93*9 SWO15014 43*55*6 SWO15005 46*60*7 SWOS15008(2) 36*49.5/54*11

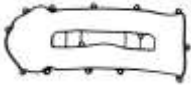


















No	Engine	Car Name / Year / Model	Full Set	Head Set	Cyl. Head
73	JF	LUCE 929 2000 DOHC 18V 1986-88 1997cc	SWF15550 8AH3-10-271	SWH15550 8AH3-10-235	SWG1555R (S) JF01-10-2H0A  SWG1555L (S) JF01-10-270A 
74	JF	LUCE 929 2000 HCFS DOHC TURBO 1986-88 1997cc	SWF15551 8AH4-10-271	SWH15551 8AH4-10-235	SWG1555R (S) JF01-10-2H0A  SWG1555L (S) JF01-10-270A 
75	JF	LUCE 929 2000 HCFS DOHC 18V 1988- 1997cc	SWF15552 8AHC-10-271	SWH15552 8AHC-10-235	SWG1555R (S) JF01-10-2H0A  SWG1555L (S) JF01-10-270A 
76	JF	LUCE 929 2000 HCFS DOHC TURBO 1988- 1997cc	SWF15553 8AHD-10-271	SWH15553 8AHD-10-235	SWG1555R (S) JF01-10-2H0A  SWG1555L (S) JF01-10-270A 
77	K8	CRONOS 1800 MS-6 DOHC AZ-3GE8P 1991- 14 - 1845cc	SWF15530 8AE1-10-271	SWH15530 8AE1-10-235	SWG1553R (S) K801-10-271B  SWG1553L (S) K801-10-272B 
78	KF	CRONOS LANTIS MX-6 2000 MS-6 MX-8 DOHC 1991-97 1995cc	SWF15760 8AGY-10-271	SWH15760 8AGY-10-235	SWG1576R (S) KF01-10-271A  SWG1576L (S) KF01-10-272A 

















Valve Cover	Valve Seal	Manifold IN	Manifold EX	Exhaust Pipe	Oil Pan	Oil Seals
SWV1555(2) 	SWS15003(18) B630-10-155	SWI1554E(2) JE03-13-111B 	SWE1554C  SWE1554D 	SWX15017  SWX15019 	SWP1554 	SWR15012 75*93*9 SWOS15008(2) 36*49.5/54*11
SWV1555(2) 	SWS15003(18) B630-10-155	SWI1554D(2) JF01-13-111A 	SWE1554C  SWE1554D 	SWX15019 	SWP1554 	SWR15012 75*93*9 SWOS15008(2) 36*49.5/54*11
SWV1555(2) 	SWS15003(18)	SWI1554F(2) JF07-13-111 	SWE1554C  SWE1554D 	SWX15019 	SWP1554 	SWR15012 75*93*9 SWOS15008(2) 36*49.5/54*11
SWV1555(2) 	SWS15003(18)	SWI1554C(2) JE15-13-111 	SWE1554C  SWE1554D 	SWX15019 	SWP1554 	SWR15012 75*93*9 SWOS15008(2) 36*49.5/54*11
SWV1555(2) 	SWS15004(24) KL01-10-155 KL02-10-155	SWI1551A(2) KL02-13-111 	SWE1551(2) KL01-13-460 		SWP1551 KL01-10-231 	SWR15012 75*93*9 SWO15014 43*55*6 SWO15001(2) 30*44*7
SWV1555(2) 	SWS15004(12) SWS15020(12)	SWI1551A KL02-13-111 	SWE1551(2) 		SWP1551 	SWO15001(2) 30*44*7 SWR15012 75*93*9 SWO15014 43*55*6

No	Engine	Car Name / Year / Model	Full Set	Head Set	Cyl. Head	Valve Cover	Valve Seal	Manifold IN	Manifold EX	Exhaust Pipe	Oil Pan	Oil Seals
79	KJ	CRONOS AN FINI MS6 MX-6 MS-6 MS-8 DOHC 24V 1991- 2295cc	SWF15500 8AK3-10-271	SWH15500 8AT2-10-235	SWG1550R (S) KJ01-10-271A  SWG1550L (S) KJ01-10-272A 	SWV1550A  SWV1550B 	SWS15004(24)	SWI1550(2) KJ01-13-111 	SWE1551(2) 			SWR15012 75*93*9 SWO15002 42.5*54.5*6 SWO15001(2) 30*44*7
80	KL	MX6 626 2500 GE5 GE22 DOHC 24V 1992- 2496cc	SWF15510 8CG1-10-271	SWH15510 8CG1-10-235	SWG1551R (S) KL01-10-271B  SWG1551L (S) KL01-10-272B 	SWV1551A(R)  SWV1551B(L) 	SWS15004(24)	SWI1551A(2) KL02-13-111 	SWE1551(2) 		SWP1551 KL01-10-431 	SWR15012 75*93*9 SWO15014 43*55*6 SWO15001(2) 30*44*7
81	KL-ZE	CRONOS MS-6 MS-8 500 MS-6 MS-8 DOHC 24V 1992- 2496cc	SWF15511 8AGZ-10-271	SWH15511	SWG1551R (S) KL01-10-271B  SWG1551L (S) KL01-10-272B 	SWV1551A(R)  SWV1551B(L) 	SWS15004(24)	SWI1551B(2) 	SWE1551(2) 		SWP1551 	SWR15012 75*93*9 SWO15014 43*55*6 SWO15001(2) 30*44*7
82	L3	MAZDA 6 2000/2300 DOHC 16V(ALUMINIO) 2002- 2261cc	SWF15660 8LB0-10-271	SWH15660 8LB0-10-235	SWG1566 (S) L309-10-271 	SWV1566S 	SWS15011(8) SWS15012(8)	SWI1566(4) 	SWE1566 			SWR15013 85.5*103*7 SWO15022P 37*50*8
83	L3	MAZDA 6 2000/2300 DOHC 16V (PLASTICO) 2002- 2261cc	SWF15661 8LG1-10-271	SWH15661	SWG1566 (S) L309-10-271 	SWV1567S 	SWS15011(8) SWS15012(8)	SWI1566(4) 	SWE1566 			SWR15013 85.5*103*7 SWO15022P 37*50*8
84	L3 NEW	CX7 2300 DOHC 16V 2008-	SWF15781 8LL6-10-271	SWH15781	SWG1578 (S) L3K9-10-271 	SWV1578M 	SWS15011V(8) SWS15012V(8)	SWI1578 	SWE1578 			SWO15005 37*50*6




































No	Engine	Car Name / Year / Model	Full Set	Head Set	Cyl. Head
85	* L5  NEW	ATENZA 2500 DOHC 16V 2009-	SWF15810 8LGL-10-271		SWG1581 (S) L504-10-271
86	L8	MAZDA 6 1800 DOHC 16V (ALUMINIO) 2002-	SWF15670	SWH15670	SWG1567 (S) L802-10-271 
87	L8	MAZDA 6 1800 DOHC 16V (PLACTICO) 2002- 1798cc	SWF15671 8LG2-10-271	SWH15671	SWG1567 (S) L802-10-271 
88	LF  NEW	MX-5 2000 DOHC 16V 2005-	SWF150482 8LN1-10-271	SWH150482	SWG15048 (S) L3G2-10-271 
89	* LF  NEW	MAZDA 3 2000 2300 DOHC 16V 2006-	SWF15780 8LL3-10-271	SWH15780	SWG1578 (S) L3K9-10-271 
90	LF17  NEW	MAZDA 6 WAGON 2000 2300 DOHC 16V 2005-	SWF150480 8LG8-10-271	SWH150480	SWG15048 (S) L3G2-10-271 







Valve Cover	Valve Seal	Manifold IN	Manifold EX	Exhaust Pipe	Oil Pan	Oil Seals
SWV1566S 	SWS15011(8) SWS15012(8)	SWI1566(4) 	SWE1566 			SWR15013 85.5*103*7  SWO15022P 37*50*8
SWV1567S 	SWS15011(8) SWS15012(8)	SWI1566(4) 	SWE1566 			SWR15013 85.5*103*7  SWO15022P 37*50*8
SWV1567S 	SWS15011V(8) SWS15012V(8)	SWI15048 	SWE1566 			SWR15013 85.5*103*7  SWO15005 37*50*6
SWV1567S 	SWS15011V(8) SWS15012V(8)	SWI1566(4) 	SWE1566 			SWR15013 85.5*103*7  SWO15005 37*50*6

































No	Engine	Car Name / Year / Model	Full Set	Head Set	Cyl. Head
91	LF5H <b>NEW</b>	MAZDA 3 2000 DOHC 16V(ALUMINIO) 2010-	SWF15821		SWG1582 (S) LF3F-10-271 
92	LFZE <b>NEW</b>	MAZDA 5 2000 DOHC 16V (ALUMINIO) 2010-	SWF15820 8LBV-10-271		SWG1582 (S) LF3F-10-271 
93	* LFX PEY4 PEY5 <b>NEW</b>	MAZDA 3 6 CX-5 2000 DOHC 16V 2011-	SWF15830 8LLA-10-271		SWG1583 (S) PE01-10-271 
94	* PYY1	MAZDA 3 6 CX-5 2500 DOHC 16V 2014-	SWF15850 8LGN-10-271	SWH15850 8LGN-10-235	SWG1585 (S) PY01-10-271
95	MA	LUCE COSMO 1800/2000 PICK-UP 929 1978-82 1796cc/1969cc	SWF15111 8132-99-100 8950-99-100A	SWH15111 8132-99-101 0430-99-101 1393-99-101	SWG1511 (NK) 0453-10-271A 0453-10-271/D97Z-6051A 
96	MA	CAPELLA PICK-UP 2000 626 929L B2000 1980- 1969cc	SWF15112 8950-99-100 HE10-99-100	SWH15112 HE01-99-101 1393-99-101	SWG1511 (NK) 0453-10-271A 0453-10-271/D97Z-6051A 

Valve Cover	Valve Seal	Manifold IN	Manifold EX	Exhaust Pipe	Oil Pan	Oil Seals
SWV1578 	SWS15011V(8) SWS15012V(8)	SWI1582(4) 	SWE1582 			SWR15013 85.5*103*7  SWO15005 37*50*6
SWV1578 	SWS15011V(8) SWS15012V(8)	SWI1582(4) 	SWE1566 			SWR15013 85.5*103*7  SWO15005 37*50*6
SWV1510A 0221-10-235 	SWS15002(8)	SWI1510 0381-13-111 	SWE1510A(2) 0453-13-462 	SWX15001 	SWP1510 0221-10-431 	SWR15005 80*105*13  SWOS15009 48*70*12
SWV1510A 0221-10-235 	SWS15002(8)	SWI1510 0381-13-111 	SWE1510A(2) 0453-13-462 	SWX15001 	SWP1510 0221-10-431 	SWR15005 80*105*13  SWOS15009 48*70*12


























No	Engine	Car Name / Year / Model	Full Set	Head Set	Cyl. Head
97	MA	CAPELLA PICK-UP 2000 626 929L B2000 1980- 1969cc	<b>SWF15113</b> HE01-99-100	<b>SWH15113</b> 1393-99-101 HE01-99-101	<b>SWG1511</b> (NK) 0453-10-271A 0453-10-271 
98	NA	CAPELLA PICK-UP 1600 616 B1600 1970- 1586cc	<b>SWF15100</b> 1934-99-100 0305-99-100	<b>SWH15100</b> 1934-99-101 0305-99-101	<b>SWG1510</b> (NK) 0222-10-271 
99	NA	CAPELLA PICK-UP 1600 LASER 626 1978- 1586cc	<b>SWF15101</b> 8170-99-100	<b>SWH15101</b> 8170-99-101	<b>SWG1510</b> (NK) 0222-10-271 
100	NA	CAPELLA PICK-UP 1600 FORD LASER PE2N 1982- 1586cc	<b>SWF15102</b> H627-99-100	<b>SWH15102</b> H627-99-101	<b>SWG1510</b> (NK) 0222-10-271 0222-10-271E 
101	TC	FAMILIA SAVANNA 1300 PICK-UP 1300 808 818 320 1971- 1272cc	<b>SWF15020</b> 0324-99-100 8028-99-100	<b>SWH15020</b> 0365-99-101	<b>SWG1502</b> (NK) 0324-10-271 0324-10-271/A/C 8034-10-271/A/B 
102	TC	FAMILIA PICK-UP 1300 323 FA4TS 1978- 1272cc	<b>SWF15021</b> 8124-99-100	<b>SWH15021</b> 8034-99-101	<b>SWG1502</b> (NK) 0324-10-271 0324-10-271/A/C 8034-10-271/A/B 

Valve Cover	Valve Seal	Manifold IN	Manifold EX	Exhaust Pipe	Oil Pan	Oil Seals
<b>SWV1510A</b> 0221-10-235 	<b>SWS15002(8)</b>	<b>SWI1510</b> 0381-13-111 	<b>SWE1511A</b>  <b>SWE1510B(4)</b> 	<b>SWX15001(2)</b>  <b>SWX15002</b> 	<b>SWP1510</b> 0221-10-431 	<b>SWR15005</b> 80*105*13 <b>SWOS15009</b> 48*70*12
<b>SWV1510A</b> 	<b>SWS15001(8)</b> 8072-10-155	<b>SWI1510</b> 	<b>SWE1510A(2)</b> 0453-13-462 	<b>SWX15001</b> 	<b>SWP1510</b> 	<b>SWR15005</b> 80*105*13 <b>SWOS15009</b> 48*70*12
<b>SWV1510A</b> 	<b>SWS15001(8)</b>	<b>SWI1510</b> 	<b>SWE1510A(2)</b> 	<b>SWX15001</b> 	<b>SWP1510</b> 	<b>SWR15005</b> 80*105*13 <b>SWOS15009</b> 48*70*12
<b>SWV1510B</b> 0221-10-235B 	<b>SWS15002(8)</b> HE19-10-155	<b>SWI1510</b> 	<b>SWE1510A(2)</b>  <b>SWF1510B(4)</b> 	<b>SWX15001</b> 	<b>SWP1510</b> 	<b>SWR15005</b> 80*105*13 <b>SWOS15009</b> 48*70*12
<b>SWV1502</b> 0324-10-235 	<b>SWS15001(8)</b> 8072-10-155	<b>SWI1502</b> 0324-13-111 	<b>SWE1502A(2)</b>  <b>SWF1502B</b> 	<b>SWX15001</b> 	<b>SWP1502</b> 0324-10-431 	<b>SWR15004</b> 70*88*12 <b>SWO15004</b> 40*55*8
<b>SWV1502</b> 0324-10-235 	<b>SWS15001(8)</b>	<b>SWI1502</b> 0324-13-111 	<b>SWE1502A(2)</b>  <b>SWF1502B</b> 	<b>SWX15001</b> 	<b>SWP1502</b> 0324-10-431 	<b>SWR15004</b> 70*88*12 <b>SWO15004</b> 40*55*8

No	Engine	Car Name / Year / Model	Full Set	Head Set	Cyl. Head
103	UC	FAMILIA PICK-UP 1400 323 FA4US 1978- 1415cc	<b>SWF15030</b> 8133-99-100 8325-99-100	<b>SWH15030</b> 8569-99-101	<b>SWG1503</b> (NK) 8569-10-271A/B 
104	UC	FAMILIA PICK-UP 1500 SS48V 1984- 1490cc	<b>SWF15031</b> D407-99-100	<b>SWH15030</b> 8569-99-101	<b>SWG1503</b> (NK) 8569-10-271A/B 
105	UC	FAMILIA PICK-UP 1500 SS48V 1984- 1490cc	<b>SWF15032</b> 8311-99-100	<b>SWH15030</b> 8569-99-101	<b>SWG1503</b> (NK) 8569-10-271A/B 
106	UC	FAMILIA PICK-UP 1500 SS48V 1984- 1490cc	<b>SWF15033</b> 8325-99-100	<b>SWH15033</b> 8325-99-101	<b>SWG1503</b> (NK) 8569-10-271A/B 
107	VA	LIGHT TRUCK E2000 EVB EVE 1971- 1985cc	<b>SWF15280</b> 0552-99-100	<b>SWH15280</b> 0738-99-101 0552-99-101 0550-99-101	<b>SWG1528</b> (NK) 0522-10-271 0552-10-271 0164-10-271 
108	VA	FORKLIFT 2000 1985cc	<b>SWF15281</b>	<b>SWH15281</b>	<b>SWG1528</b> (NK) 0522-10-271 0552-10-271 0164-10-271 

Valve Cover	Valve Seal	Manifold IN	Manifold EX	Exhaust Pipe	Oil Pan	Oil Seals
<b>SWV1502</b> 0324-10-235 	<b>SWS15001(8)</b> 8072-10-155	<b>SWI1502</b> 0324-13-111 	<b>SWE1502A(2)</b>  <b>SWE1502B</b> 	<b>SWX15001</b> 	<b>SWP1502</b> 0324-10-431 	<b>SWR15004</b> 70*88*12 <b>SWO15004</b> 40*55*8
<b>SWV1502</b> 	<b>SWS15001(8)</b>	<b>SWI1502</b> 	<b>SWE1502A(2)</b>  <b>SWE1502B</b> 	<b>SWX15001</b> 	<b>SWP1502</b> 	<b>SWR15004</b> 70*88*12 <b>SWO15004</b> 40*55*8
<b>SWV1502</b> 	<b>SWS15001(8)</b>	<b>SWI1502</b> 	<b>SWE1502A(2)</b>  <b>SWE1502B</b> 	<b>SWX15001</b> 	<b>SWP1502</b> 	<b>SWR15004</b> 70*88*12 <b>SWO15004</b> 40*55*8
<b>SWV1502</b> 	<b>SWS15001(8)</b>	<b>SWI1502</b> 	<b>SWE1503A</b>  <b>SWE1502B</b> 	<b>SWX15002</b>  <b>SWX15003</b> 	<b>SWP1502</b> 	<b>SWR15004</b> 70*88*12 <b>SWO15004</b> 40*55*8
<b>SWV1528A</b> 	<b>SWS15001(8)</b>		<b>SWM1528A</b> 0552-10-272 		<b>SWP1528</b> 0552-10-431 	<b>SWR15009</b> 64*85*7 <b>SWO15011</b> 48*68*11
<b>SWV1528</b> 0552-10-235 	<b>SWS15001(8)</b>		<b>SWM1528B</b> 	<b>SWX15013</b> 	<b>SWP1528</b> 	<b>SWR15011</b> 85*110*13 <b>SWOS15012</b> 50*72*12 <b>SWO15019</b> 62*85*7 <b>SWO15020</b> 64*85*7

No	Engine	Car Name / Year / Model	Full Set	Head Set	Cyl. Head
109	VC	LUCE CAPELLA 1800 626 929 B1800 1973- 1769cc	SWF15110 0437-99-100	SWH15110 0437-99-101	SWG1511 (NK) 0453-10-271A 0453-10-271/D97Z-6051A 
110	YF	TRIBUTE 2000 DOHC 16V 2001- 1989cc	SWF150333 YF09-10-FS0 YF09-10-FH0	SWH150333 YF09-10-FS0	SWG15033 (S) YF09-10-271 
111	Z5	PROTEGE 1500 323 DOHC 1995- 1489cc	SWF15630 8EB5-10-271 8EB5-10-271A	SWH15630 8CBZ-10-235 8CBZ-10-235A	SWG1563 (S) Z501-10-271 Z501-10-271A 
112	Z6	MAZDA 3 1600 DOHC 16V 2006-	SWF15682 8LA4-10-271	SWH15682	SWG1568 (S) ZY01-10-271 
	NEW				
113	ZL	TIERRA 1600 DOHC 16V 1998- 1594cc	SWF15610 8EBN-10-271	SWH15610 8EBN-10-235	SWG1561 (S) ZL01-10-271A 
114	ZY	MAZDA 3 1600 DOHC 16V 2003- 1598cc	SWF15680 8LB9-10-271	SWH15680 8LB9-10-235	SWG1568 (S) ZY01-10-271 

Valve Cover	Valve Seal	Manifold IN	Manifold EX	Exhaust Pipe	Oil Pan	Oil Seals
SWV1510A 0221-10-235 	SWS15002(8)	SWI1510 	SWE1510A(2) 0453-13-460 	SWX15001 	SWP1510 	SWR15005 80*105*13 SWOS15009 48*70*12
SWV15005 	SWS15004V(8) SWS15005V(8)	SWI15004(4) 	SWE15004 		SWP15004 	SWR15002 88*108*11 SWO15004 35*50*7 SWOS15003 42*53*7
SWV1563 Z505-10-235 	SWS15004(16)	SWI1563 Z501-13-111 	SWE1563 Z501-13-460 		SWP1563A  SWP1563B 	SWR15003 83*100*9 SWO15003 36.5*50.5*7 SWOS15032(2) 34*48*7
SWV1579 	SWS15011V(8) SWS15012V(8)	SWI1568(4) 	SWE1568 			SWR15003 83*100*9 SWO15014 43*55*6
SWV1561 ZL01-10-235 	SWS15004(16) KL01-10-155	SWI1561 ZL01-13-111 	SWE1561 ZL01-13-460 		SWP1507A  SWP1507B 	SWR15003 83*100*9 SWO15003 36.5*50.5*7 SWOS15032(2) 34*48*7
SWV1568 	SWS15011(8) SWS15012(8)	SWI1568(4) 	SWE1568 			SWR15003 83*100*9

No	Engine	Car Name / Year / Model	Full Set	Head Set	Cyl. Head	Valve Cover	Valve Seal	Manifold IN	Manifold EX	Exhaust Pipe	Oil Pan	Oil Seals
115	ZY	MAZDA 3 1600 DOHC 16V 2003-	SWF15681	SWH15681	SWG1568 (S) ZY01-10-271 	SWV1568 	SWS15011V(8) SWS15012V(8)	SWI1568(4) 				SWR15003 83*100*9
116	244	B4000 (94-95) NAVAJO (91-94)	SWF150111	SWH150111	SWG15011R (NK)  SWG15011L (NK) 	SWV15011(2) 	SWS15011(12)	SWI15011  SWU15011(2) 	SWE15011A(2) 		SWP15011 	SWR15006 60.3*76.2*11.1 SWOS15403 42*56*7
117												
118												
119												
120												

TOMOHI GASKET

JAPAN